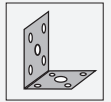




Mounting aid OMH-RL28-C

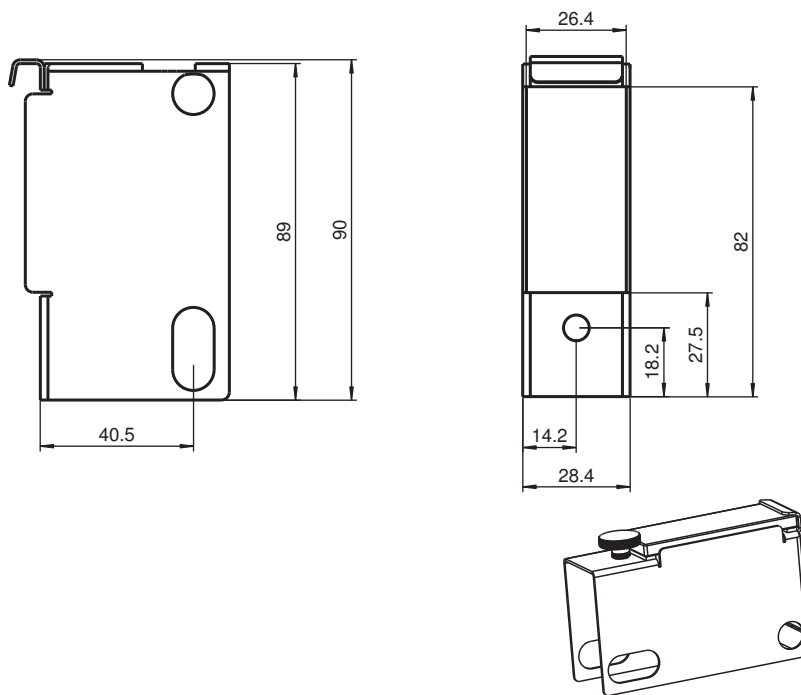
- Protection from welding beads
- Simple and fast mounting



Weld slag cover model



Dimensions



Technical Data

General specifications

Accessories provided	glass M4 x 8 mm thumb screw
----------------------	--------------------------------

Mechanical specifications

Material	
Housing	Metal sheet (steel), black-coated
Optical face	glass

Suitable series

Series	RL28 RL29
--------	--------------

Release date: 2020-03-23 Date of issue: 2020-06-30 Filename: 909350_eng.pdf

Refer to "General Notes Relating to Pepperl+Fuchs Product Information".

Pepperl+Fuchs Group
www.pepperl-fuchs.com

USA: +1 330 486 0001
fa-info@us.pepperl-fuchs.com

Germany: +49 621 776 1111
fa-info@de.pepperl-fuchs.com

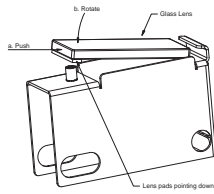
Singapore: +65 6779 9091
fa-info@sg.pepperl-fuchs.com

PEPPERL+FUCHS

Step 1

- Push lens into the lip on the housing as shown.
- Rotate lens into position as shown.

Caution: Glass lens is fragile, handle with care



Step 2

- After lens has been rotated into it's correct position. Secure it as shown below.

Caution: Do not over tighten, glass lens is very fragile.

